



Little Red Hen Airplane

The visual schedule should be presented/reviewed with families before starting the activity, and referred back to as needed to guide the student through the activity. Items can be checked off/crossed out as they are completed.

If needed/wanted the bottom two squares can be used when reflecting on which airplane flew further students can circle or touch the square to tell what they think. If VODs are available, students can also activate one of the buttons to indicate their response.

Although the source materials suggest not showing students possible ways to create their bridge, having visuals helps some students understand the task and gives them options and an ability to participate even if they are having trouble coming up with ideas. This board can be presented to students/families as needed. Students can make a choice by touching or saying the name of the fold they would like to use. If VODs are available, students can also activate one of the buttons to indicate their choice.


For questions, comments, concerns please email
ataac@lvjUSD.org. Thank you!



Little Red Hen Airplane


To fully include our non-speaking students we should have voice output devices (VODs) to support (1) choosing a folding pattern for the paper airplanes and (2) telling which airplane flew further. Suggestions are below. Items could be loaned from SPED for the activities






Little Red Hen Airplane

1




Choose a paper airplane design. Fold your paper or ask an adult to help.

2




Throw your paper airplane.

3



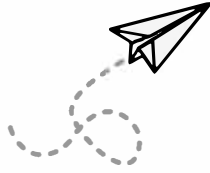
See/measure how far the airplane travels.

4




Choose a new design for your paper airplane. Fold your paper or ask an adult to help.

5




Throw your paper airplane.

6







See/measure how far the airplane travels.

7




Which airplane flew further?

  Airplane #1 flew further.

  Airplane #2 flew further.



Little Red Hen Airplane





paper airplane 1




paper airplane 2



paper airplane 3



I want to do
something
different





Little Red Hen Airplane



paper airplane 3



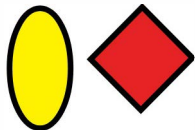
paper airplane 1



paper airplane 2



Airplane #1



something
different



Airplane #2