

LIVERMORE POLICE DEPARTMENT

# Annual Report



# 2022

***Service with Honor.  
Protection with Purpose.***

[WWW.LIVERMORECA.GOV/POLICE](http://WWW.LIVERMORECA.GOV/POLICE)

1110 S Livermore Avenue  
Livermore, CA 94550

# MISSION

*Service with  
Honor,  
Protection  
with Purpose.*

# Vision Statement

*Committed to  
Organizational  
Excellence*

**&** *Community  
Safety*

# LPD Values



## **Integrity**

Do the right thing, in the right way, for the right reason.



## **Courage**

Have the firmness of mind and the will to act.



## **Professionalism**

Set high standards, represent the profession with pride.



## **Leadership**

Be a positive influence, accomplish the mission.



## **Wellness**

Active and intentional pursuit of mental and physical health.

# Table of Contents

Livermore City Government _____	4
Department Priorities _____	5
Chief’s Message _____	6
Organizational Charts _____	7
o Command Staff _____	7
o Operations Division _____	8
o Special Operations Division _____	9
o Support Services Division _____	10
2022 Department Statistics _____	11
o Uniform Crime Reporting _____	12
o 2022 Crime Statistics _____	13
Annual Statistics, by Division _____	17
o Operations Division _____	17
o Special Operations Division _____	18
o Professional Standards Unit _____	20
o Support Services Division _____	22
Personnel News _____	24
Contact Information _____	25

# Livermore City Government



**Mayor John Marchand**



**Vice Mayor Brittni Kiick**

---

## CITY COUNCIL MEMBERS



**Ben Barrientos**



**Evan Branning**



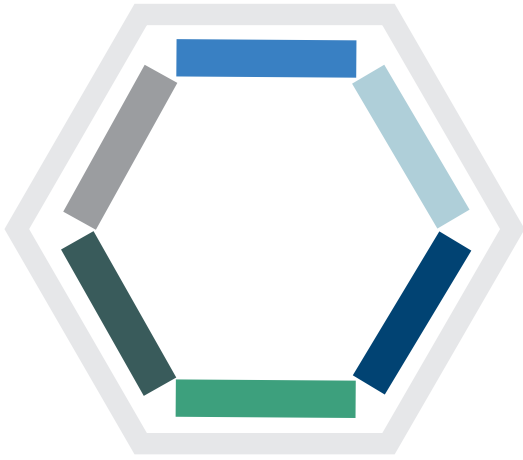
**Bob Carling**

---

## CITY MANAGER



**Marianna Marysheva**



# Department Priorities

## Public Safety & Crime Prevention

The Livermore Police Department's core function is public safety and crime prevention, which will be achieved through relationships, enforcement, and education.

## Accountability & Public Trust

Members of the Livermore Police Department will conduct themselves with honor and will be held to a high degree of accountability with the understanding that our effectiveness relies on community support.

## Community Engagement

The Livermore Police Department will partner with our community to enhance collaborative problem solving and to improve the quality of life in Livermore.

## Quality Service

The Livermore Police Department will treat people with respect while providing superior internal and external service that exceeds expectations regardless of circumstances.

## Innovation & Best Practices

The Livermore Police Department will continually evaluate and develop our operations and services to be leaders in the law enforcement profession.

## Employee Development, Wellness, & Succession Planning

The Livermore Police Department will promote safety and wellness for all employees while providing staff with development opportunities and clear direction to enhance their skills and prepare them to be future leaders in our organization.

# Chief's Message



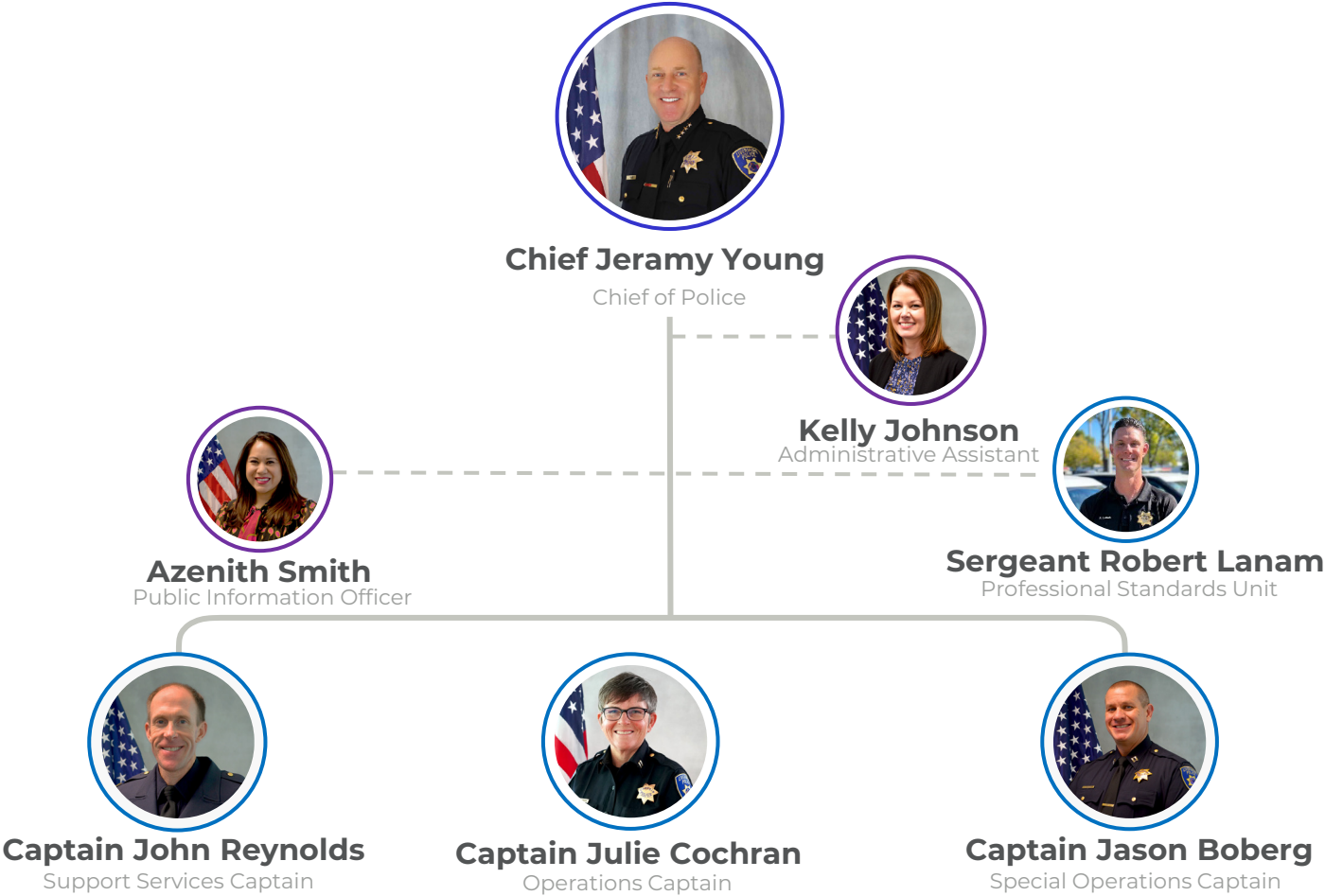
**Chief Jeramy  
Young**



I am honored to lead a team of dedicated professionals who work so hard to keep our community safe and am proud of all those who have adapted to a quickly changing post-pandemic environment and continued to serve through the health emergency.

As we move into the next year, we will continue to focus on leveraging technology and maintaining a well-trained and equipped workforce. As with most other law enforcement agencies, we continue to face challenges in recruiting and retention of law enforcement officers and dispatchers. Recruitment will continue to be a focus as we go forward because it is critical to a safe and healthy community. Livermore continues to be an excellent place to live and work, and we will continue working to keep our community safe.

# Organizational Chart: COMMAND STAFF

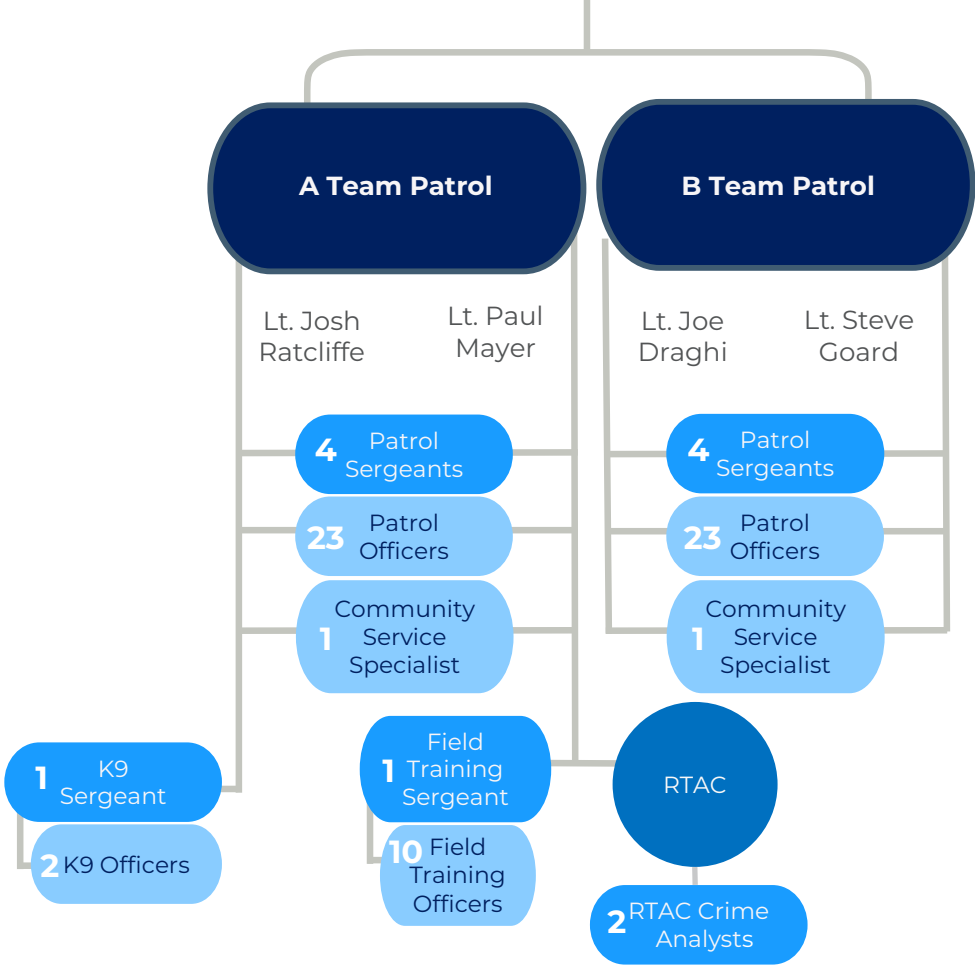


# Organizational Chart: OPERATIONS DIVISION

The Livermore Police Department's Operations Division consists of a four lieutenants, eight sergeants, and 46 officers. This largest division of the department represents the front-line of police service and protection and is the most common liaison between the department and the community they serve. Patrol Officers respond to emergency calls for assistance and reports of impending crimes or crimes in progress, enforce traffic laws, investigate suspicious occurrences, identify and mitigate public safety hazards, serve warrants, make criminal arrests, and mediate disputes to help prevent escalation.



**Captain Julie Cochran**  
Operations Captain





# Organizational Chart: SPECIAL OPERATIONS DIVISION

The Livermore Police Department's Special Operations Division consists of one lieutenant, five sergeants, eighteen officers, one division clerk, one crime analyst, and one crime prevention specialist. Its members have a wide range of specialized skills to serve the community. Their hard work and dedication compliments other divisions within the police department making Livermore a safer place for everyone to enjoy.

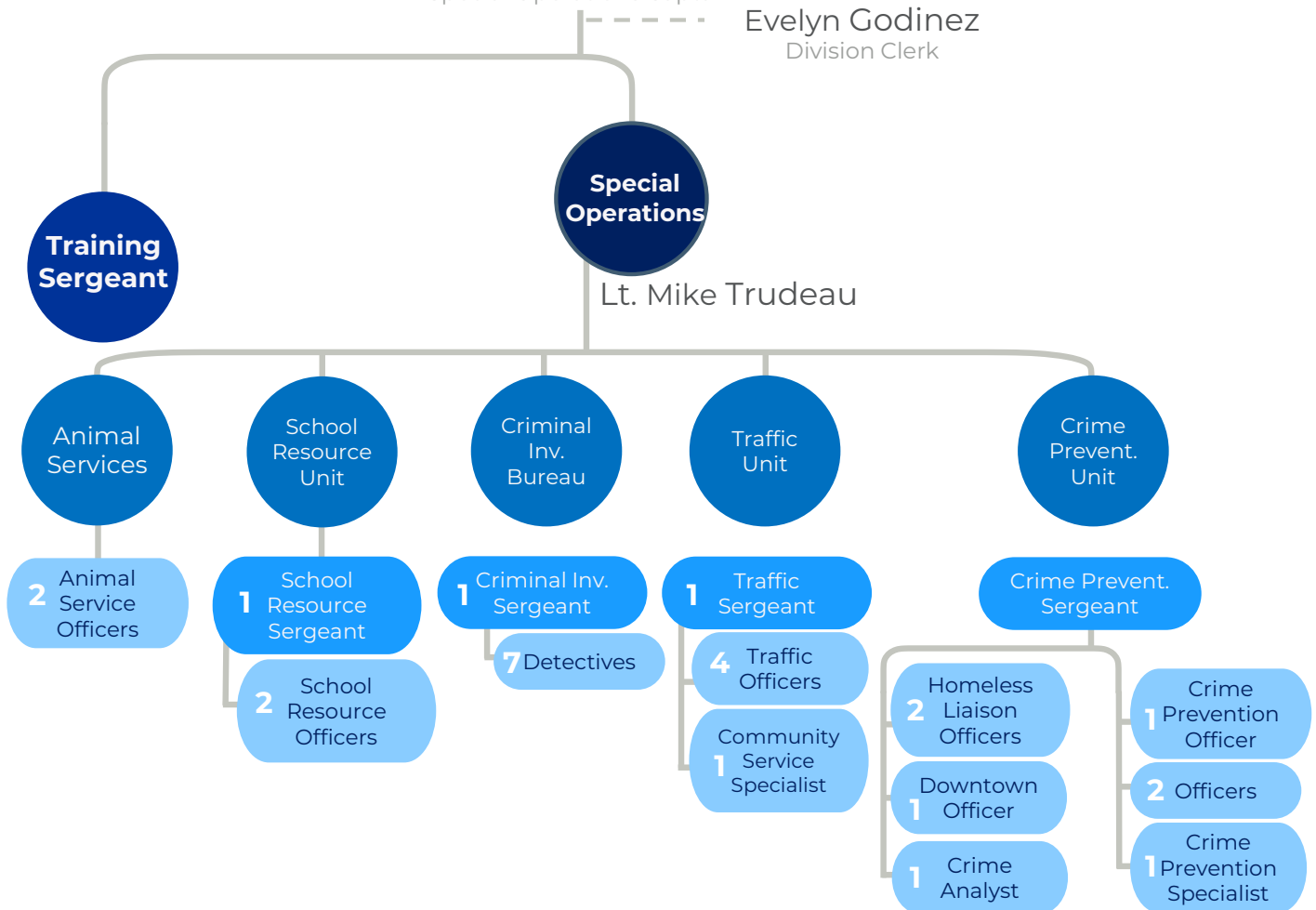


**Captain Jason Boberg**

Special Operations Captain

Evelyn Godinez

Division Clerk

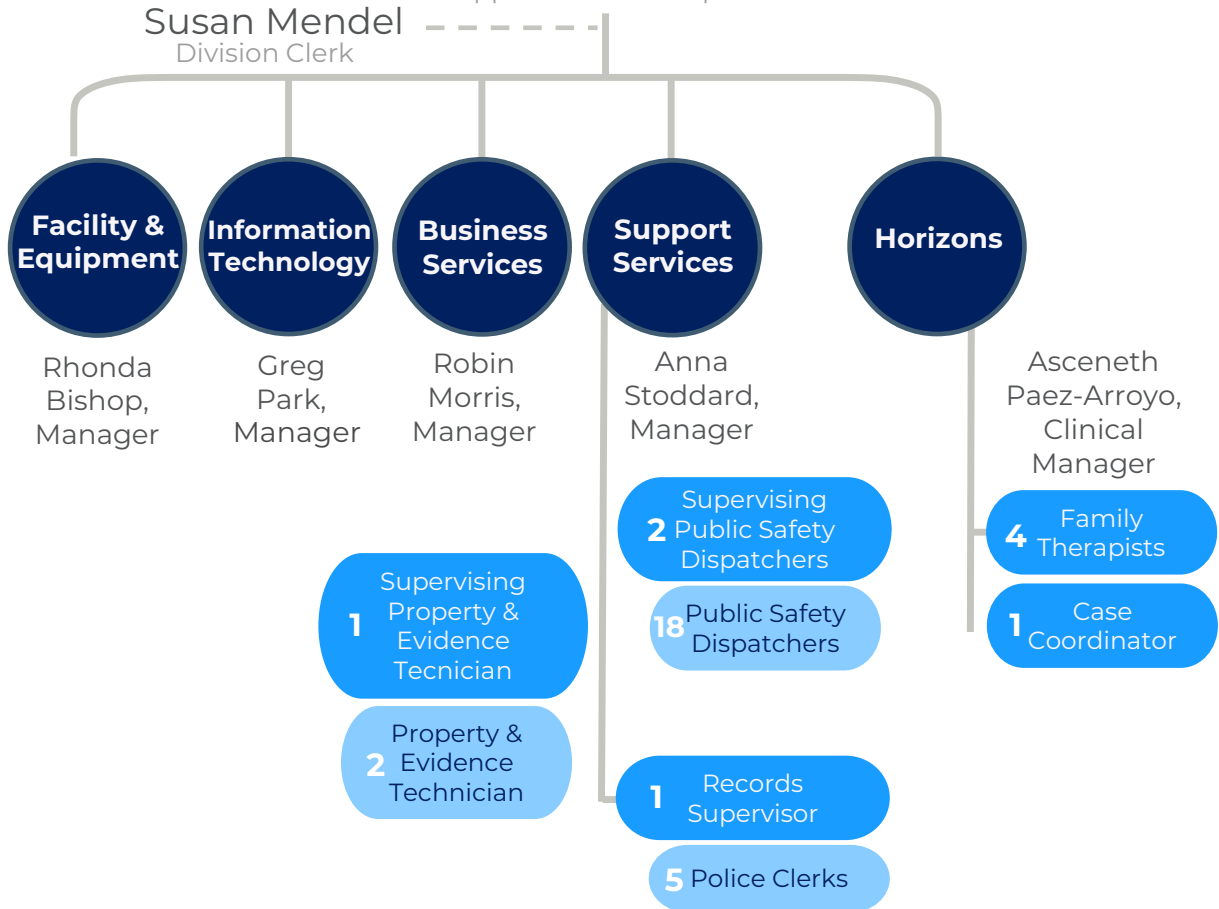


# Organizational Chart: SUPPORT SERVICES DIVISION

The Support Services Division is commanded by a captain whose primary responsibility is to provide general management direction and control of the division. The Support Services Captain exercises immediate supervision over five unit/bureau managers, four supervisors, one division clerk and provides general management direction and control for the following units: Records Bureau, Public Safety Dispatch Bureau, Horizons Family Counseling, Police Department Information Technology, Business Services Bureau, Facilities and Fleet Services, and the Property and Evidence Bureau.



**Captain John Reynolds**  
Support Services Captain



# 2022 DEPARTMENT STATISTICS



**56,506**  
CALLS FOR SERVICE



**6,054**  
CITATIONS



**4,425**  
CRIME REPORTS

**1,823**  
ARRESTS



**1,801**

UNIFORM CRIME REPORT CRIMES

**689**

TRAFFIC COLLISIONS



**45**

BACKGROUND INVESTIGATIONS

**35**

USE OF FORCE INCIDENTS



**10**

CITIZEN COMPLAINTS



**22,663** 911 CALLS

**14**

VEHICLE PURSUITS



**637**

CASES INVESTIGATED BY DETECTIVES

2022 HORIZONS IMPACT

**680**

TOTAL YOUTH WHO RECEIVED SERVICES

TOTAL YOUTH WHO RECEIVED COUNSELING SERVICES

**319**

**361**

TOTAL YOUTH WHO PARTICIPATED IN A PRESENTATION

# Uniform Crime Reporting

## Part I Crimes

The Livermore Police Department reports crime occurring in the city based on the FBI's Uniform Crime Report (UCR) standard. UCR is a statewide program designed to provide a nationwide view of crime based on the submission of statistics by law enforcement agencies throughout the country. The UCR program classifies crime into two groups: Part I and Part II offenses.

Each participating agency is required to report Part I crime on a monthly basis. Monthly crime statistics are reported to the California Department of Justice, which will in turn forward the information to the FBI. UCR data is used in law enforcement administration, operation and management, as well as to track the fluctuations in the level of crime throughout America and the City of Livermore.

### UCR PROGRAM



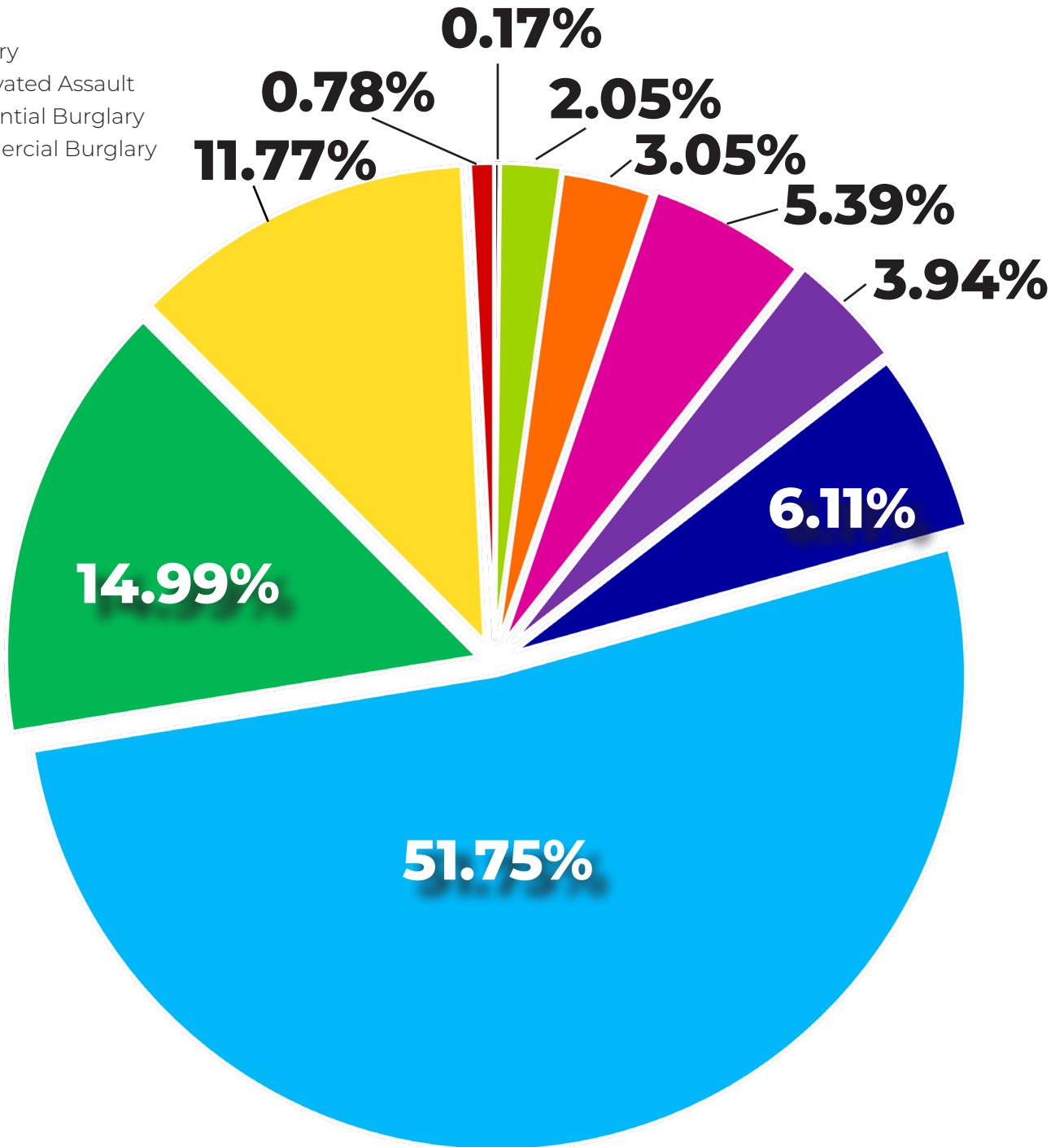
Part I offenses are selected for submission to the DOJ because they are considered to be the crimes most likely reported and considered as crimes that occur at a sufficient frequency for comparative purposes. These offenses are broken down further into two classifications: violent crimes and property crimes. Violent crimes are defined in the UCR program as those offenses which involve force or threat of force.

# 2022 Crime Statistics

# PART 1 CRIME BREAKDOWN

Total Part 1 Crimes for 2022: 1,801

- Non-Vehicle Larceny
- Vehicle Larceny
- Vehicle Theft
- Arson
- Homicide
- Rape
- Robbery
- Aggravated Assault
- Residential Burglary
- Commercial Burglary



# 2022 Crime Statistics

## PART 1 CRIME NUMBERS

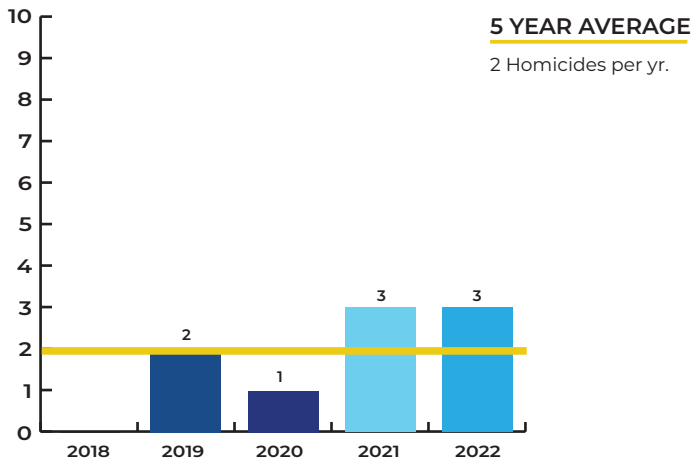
PART 1 CRIMES	2018	2019	2020	2021	2022
Homicide	0	2	1	3	3
Rape	33	31	38	32	37
Robbery	58	39	47	56	55
Aggravated Assault	97	121	79	97	97
Residential Burglary	118	53	79	61	71
Commercial Burglary	95	89	86	103	110
Non-vehicle Larceny	731	754	846	944	932
Vehicle Larceny	598	549	319	322	270
Vehicle Theft	155	136	196	185	212
Arson	7	4	14	6	14

2022 PART 1 CRIMES	JAN	FEB	MAR	APR	MAY	JUN	JUL	AUG	SEP	OCT	NOV	DEC
Homicide	0	0	0	1	0	0	1	1	0	0	0	0
Rape	8	1	1	2	1	2	2	6	5	1	7	1
Robbery	4	7	1	2	5	5	2	9	6	5	5	4
Aggravated Assault	14	6	11	4	9	8	9	12	6	10	5	3
Residential Burglary	15	8	4	5	7	6	3	3	3	2	4	11
Commercial Burglary	14	14	16	10	9	11	5	5	7	5	6	8
Non-vehicle Larceny	87	68	60	73	66	57	84	93	86	76	79	103
Vehicle Larceny	39	17	19	20	10	18	15	28	17	25	27	35
Vehicle Theft	31	27	27	13	10	16	9	7	17	14	29	12
Arson	1	2	3	0	1	2	1	0	1	1	1	1

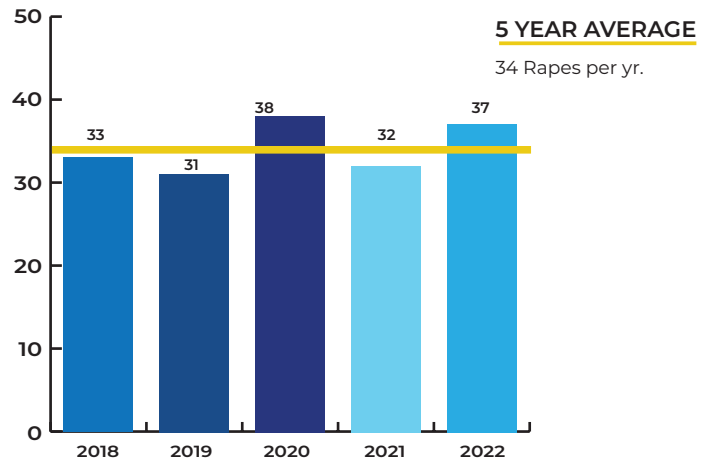
# 2022 Crime Statistics

## PART 1 CRIME NUMBERS

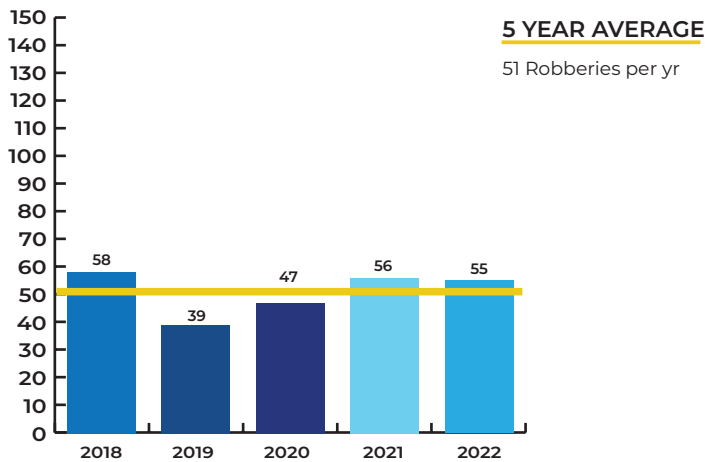
### 2018-2022 HOMICIDES



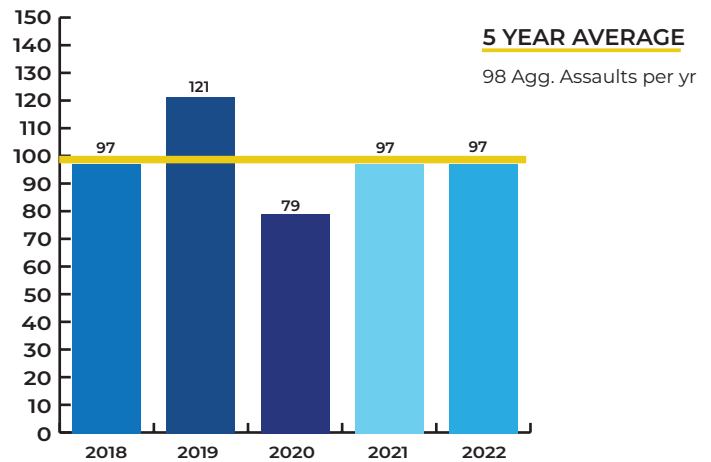
### 2018-2022 RAPES



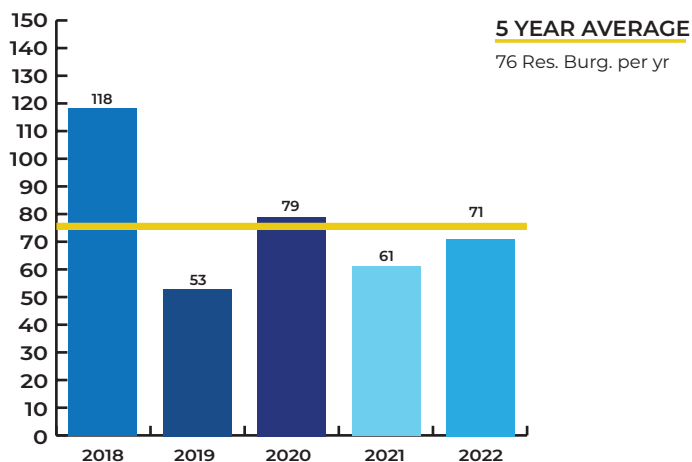
### 2018-2022 ROBBERIES



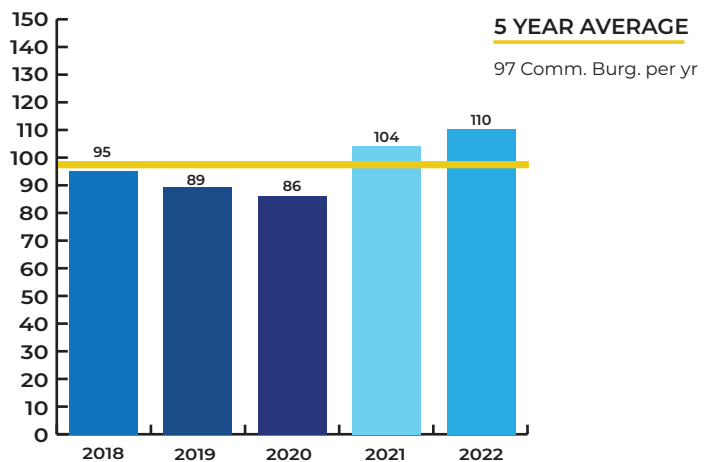
### 2018-2022 AGGRAVATED ASSAULTS



### 2018-2022 RESIDENTIAL BURGLARIES

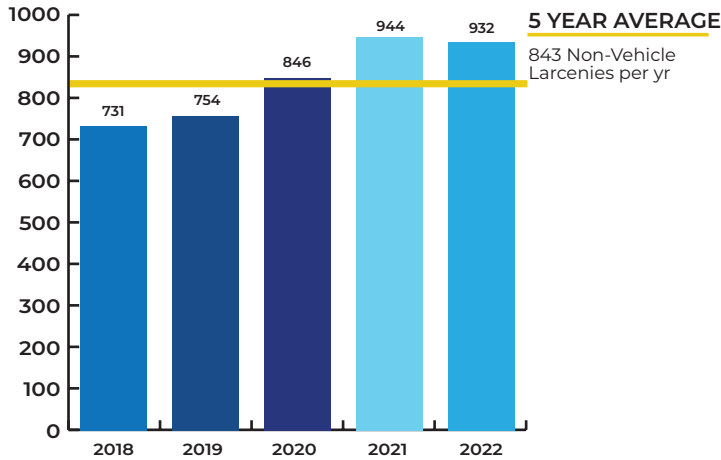


### 2018-2022 COMMERCIAL BURGLARIES

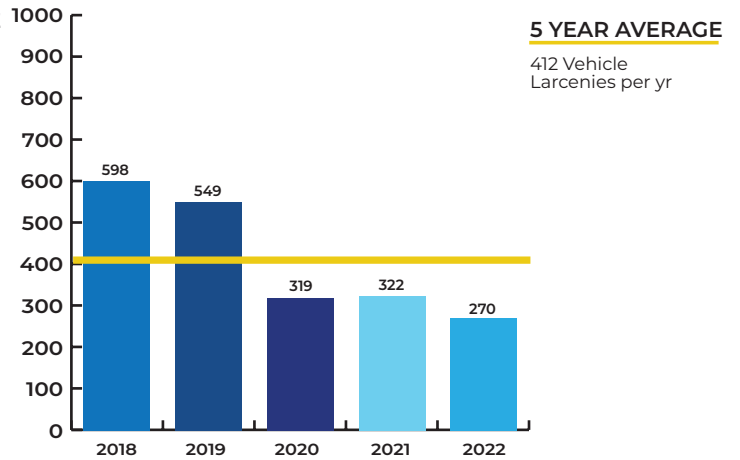


# 2022 Crime Statistics PART 1 CRIME NUMBERS

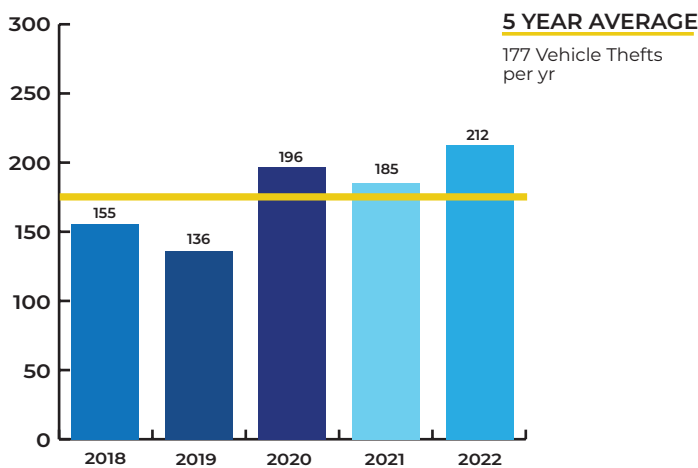
## 2018-2022 NON-VEHICLE LARCENIES



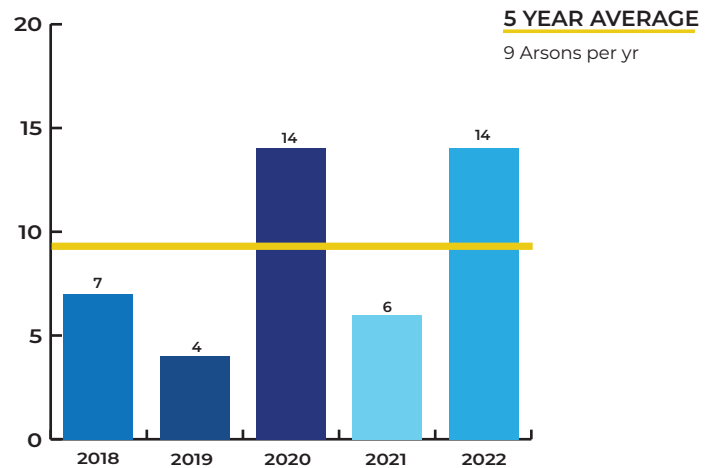
## 2018-2022 VEHICLE LARCENIES



## 2018-2022 VEHICLE THEFTS



## 2018-2022 ARSONS



Definitions of each Part I Crime and more information on the UCR program can be found at this link:

<https://ucr.fbi.gov/crime-in-the-u.s/2010/crime-in-the-u.s.-2010/offense-definitions>



# Annual Statistics by Division

## OPERATIONS DIVISION

### PATROL



IN 2022, OFFICERS RESPONDED TO

# 56,506

CALLS FOR SERVICE

This largest division of the department represents the front-line of police service and protection and is the most common liaison between the department and the community served.

The police canines are a tremendous asset to the department and community. We currently have Officer Long with K9 Drake and Officer Pereira with K9 Max.



**391**  
hours of training

**16**  
suspect searches

**14**  
suspect surrenders

**14**  
narcotic detections

**5**  
suspect tracks

**69**  
deployments

### K9 UNIT

### FIELD TRAINING

6 officers x 20 weeks x 44 hours per week =

# 5,280

TOTAL FIELD TRAINING HOURS IN 2022

In 2022, six new officers were hired and participated in the FTO program.

**880**  
hours of field training per officer

# Annual Statistics by Division

## SPECIAL OPERATIONS DIVISION

### ANIMAL SERVICES

2022 Calls for Service: 1,296  
 Bite Reports: 72  
 Leash Law Violations: 100  
Animal Complaints & Noise Complaints: 1124

The mission of Animal Services is to educate and provide courteous assistance to the public, as well as to provide comfort, kindness, and compassion to animals in their care.

**4,312**

total  
volunteer  
hours

**45**

people in  
Community  
Police Academy

**17**

activities & events  
where unit hosted  
or participated

### COMMUNITY ENGAGEMENT & VOLUNTEERS

**83**

active  
volunteers

**1,000 lbs**

of drugs  
collected for  
disposal during  
Drug Take Back  
event

**Notable Hosted  
Events:**

National Night Out,  
Trunk or Treat, Catalytic  
Converter Etching Event,  
Giving Tree, & Drug Take  
Back.

### CRIME PREVENTION

During 2022, the Crime Prevention Unit authored 55 warrants, made 113 arrests, and assisted the Criminal Investigations Bureau (CIB) with 16 cases. They were also successful with closing two businesses who were involved with crime activity. The Crime Prevention Unit also conducted nine presentations regarding the California red flag law, gang prevention, and crime trends/safety concerns, etc.

The Unit also re-established both the Gang Unit and the Downtown Officer position.

# Annual Statistics by Division

## SPECIAL OPERATIONS DIVISION

### CRIMINAL INVESTIGATIONS BUREAU

IN 2022, OFFICERS & DETECTIVES INVESTIGATED

**637**  
CASES

Detectives investigate crimes against persons, juvenile crimes, crimes against property, and death cases when the cause is unknown or suspicious in nature.

**728**  
homeless complaints

**230**  
unsheltered individuals contacted

**36**  
individuals who became housed\*

**135**  
encampments cleaned up

**18**  
low-income families gained rental assistance\*

*\*HLP works with outside organizations to assist individuals with housing, rental assistance, and other services.*

### HOMELESS LIAISON & POLICING UNIT

### TRAFFIC UNIT

**689**  
traffic collisions

**289**  
injury collisions which injured

**3,010**  
citations written by the traffic unit

**185**  
hit & run reports

**21**  
injuries in hit & runs

**314**  
victims

**2**  
fatal collisions

# Annual Statistics by Division

# PROFESSIONAL STANDARDS UNIT

## INTERNAL AFFAIRS INVESTIGATIONS

Personnel complaints are formally investigated and receive a disposition. Personnel complaints may be generated internally or by the public.



It is a common misconception that police officers use force on a regular basis. When it comes to the Livermore Police Department, this is simply not true. The ultimate objective of LPD and every law enforcement encounter is to AVOID use of force and to minimize injury.

## USE OF FORCE

IN 2022 THERE WERE

**35**  
USES OF FORCE

IN 2022 FORCE WAS USED

**0.06%**  
OF THE TIME, WHEN COMPARED TO THE TOTAL POLICE CONTACTS FOR THE YEAR

### 2022 USE OF FORCE TYPES & FREQUENCY (35 uses of force)

Takedown	74.3%, or 26 uses
Control Hold	11.4%, or 4 uses
Taser	5.7%, or 2 uses
40mm/Less than Lethal	5.7%, or 2 uses
Personal Body Strikes	2.9%, or 1 use

# Annual Statistics by Division

## PROFESSIONAL STANDARDS UNIT

### BACKGROUND INVESTIGATIONS

IN 2022 OUR BACKGROUND INVESTIGATORS COMPLETED

**45**

BACKGROUNDS INVESTIGATIONS

**10**

NEW EMPLOYEES HIRED

The Livermore Police Department's hiring process is extremely challenging & extensive. We are proud of the process and the quality of law enforcement staff we have working at LPD.

LPD's Force Options Unit consists of instructors who are assigned to one of four training elements: LPD Instructors are responsible for training all sworn members of the police department. LPD strives to ensure our instructor cadre receives the most current and relative training to provide to our officers.

FIREARMS

DEFENSIVE TACTICS

REALITY-BASED TRAINING & DE-ESCALATION

CROWD MANAGEMENT

FORCE OPTIONS UNIT

### TRAINING UNIT

IN 2022, LPD PERSONNEL ATTENDED APPROXIMATELY

**6,878**

TOTAL HOURS OF SPECIALIZED TRAINING

While a large portion of training is mandated by the State Legislature, POST, and the Livermore Police Department, the department strongly supports training that provides employees expertise in their assignment and collateral duties, or their chosen fields of interest.

# Annual Statistics by Division

## SUPPORT SERVICES DIVISION

Our dispatchers serve as the vital link between those in need of help & emergency services personnel.

**DISPATCH**      **155**      **22,663**      **179**      **56,506**  
 Average number of incidents entered per day      Number of 911 calls      Number of text-2-911      Number of incidents created

**2,263**      Number of entries into statewide/national databases, including stolen vehicles, stored/impounded vehicles, stolen boats, warrants, missing persons, stolen guns, & restraining orders.

Number of Priority 1 calls-358      Average response time 5:57  
 Number of Priority 2 calls-21, 157      Average response time 15:58  
 Number of Priority 3 calls-34,724      Average response time 55:17

The National Emergency Number Association (NENA) has set a standard that all 911 centers shall answer 911 calls within 15 seconds, 95% of the time.

OUR DISPATCH CENTER ANSWERED 911 CALLS WITHIN 15 SECONDS, 98.39% OF THE TIME, ALMOST 4% ABOVE THE STANDARD.

Horizons Family Counseling, a division of the Livermore Police Department, has been an integral part of the City of Livermore since 1973. Horizons has grown to provide a significant number of youth and family-centered services and programs to Tri-Valley families.

## HORIZONS FAMILY COUNSELING

**680** TOTAL YOUTH WHO RECEIVED SERVICES

TOTAL YOUTH WHO RECEIVED COUNSELING SERVICES      **319**

**361** TOTAL YOUTH WHO PARTICIPATED IN A PRESENTATION

# Annual Statistics by Division

## SUPPORT SERVICES DIVISION

### INFORMATION TECHNOLOGY

The Information Technology Team supports the department's public safety technology systems, technical interfaces, and data sharing links with our Northern California Bay Area regional partners. Projects of note for this year included the following:

- New PC tablets in patrol vehicles
- iPhone hardware upgrades for patrol officers
- Real Time Awareness Center software and hardware planning and deployment
- Coordination with City Hall IT on integration of new Microsoft Services
- Deployment of cybersecurity monitoring software in conjunction with City Hall
- Upgrades to departmental and traffic security cameras

**5,652**

Number of items received in 2022

**800**

Number of narcotics related items booked in 2022

**289**

Number of guns received in 2022

### PROPERTY & EVIDENCE

The Property & Evidence Unit is considered the custodian of all items collected by department personnel or submitted to the department as items for safekeeping, found property, items collected as evidence, or items to be destroyed. They are required to properly store of all these items, preserve items for possible future analysis, and provide the lawful release or dispositions of property.

### RECORDS

**4,425**

Number of crime reports in 2022

**6,638**

Number of cases processed in 2022 including collisions, missing persons, etc.

**403**

Number of online cases processed in 2022

# Personnel News

# PROMOTIONS RETIREMENTS NEW HIRES

## PROMOTIONS

Sergeant Brittney England  
Sergeant Scott Harrison  
Sergeant Marcy Matos  
Sergeant Kevin Reynolds

Lieutenant Steve Goard  
Lieutenant Paul Mayer  
Captain John Reynolds

## RETIREMENTS

Officer Dave Dennis  
K9 Brag

Officer Dylan Green

## NEW HIRES

Officer Curtis Agness  
Nichole Alexander, Public Safety Dispatcher  
Dan Cabral, Special Projects Coordinator  
Officer Eric Jackman  
K9 Drake  
Officer Ryan Kabahit  
Officer Nicholas Largent  
Iridani Martinez, Police Clerk  
Officer Justin Meyer  
Officer Michael Ramsey  
James Taylor, Special Projects Coordinator



# Contact Information

## Livermore Police Department 1110 S. Livermore Avenue Livermore, CA 94550

<https://www.livermoreca.gov/government/police>

Main Police Department Phone Number	(925) 371-4900
Animal Control	(925) 371-4848
Captain's Office	(925) 371-4700
Chief's Office	(925) 371-4710
Crime Prevention	(925) 371-4797
Criminal Investigations Bureau	(925) 371-4700
Criminal Investigations Bureau Sergeant	(925) 371-4733
Dispatch	(925) 371-4987
Dispatch Supervisor	(925) 371-4936
Horizons Family Counseling	(925) 371-4747
Information Technology Coordinator	(925) 371-4913
Patrol Sergeant	(925) 371-4825
Patrol Watch Commander	(925) 371-4820
Police Facility and Equipment Manager	(925) 371-4921
Property & Evidence	(925) 371-4940
Records	(925) 371-4909
School Resource Officer - Granada High School	(925) 371-4758
School Resource Officer - Livermore High School	(925) 371-4763
Traffic	(925) 371-4850